



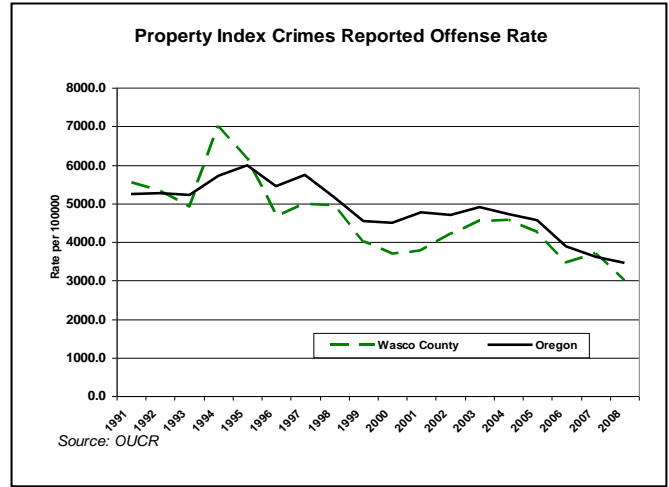
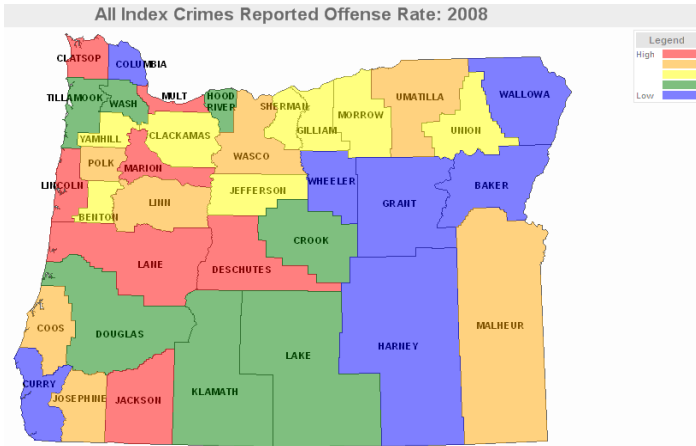
Wasco County Criminal Justice Fact Sheet

Created by: Oregon Criminal Justice Commission
 Created On: April 14, 2011

2009 Population: 24,230

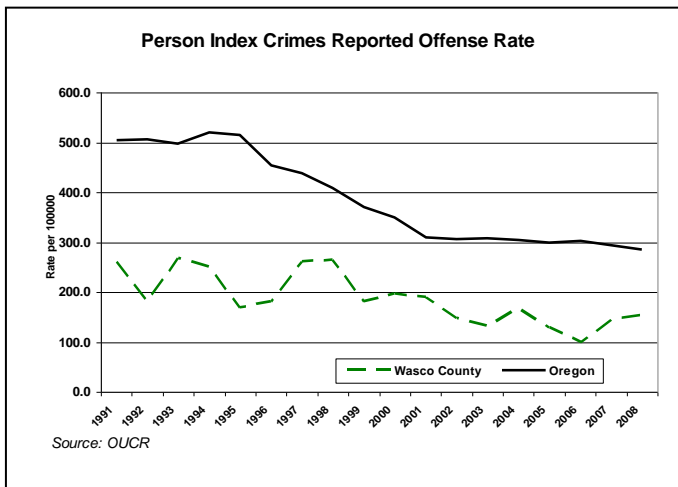
Largest City: The Dalles

Economy: Agriculture, forest products, manufacturing, electric power, aluminum and transportation



Community Corrections (April 2010)	Wasco County	Oregon
Post Prison Supervision Rate per 1000 Population	3.26	3.48
Probation Supervision Rate per 1000 Population	6.77	4.73
Percentage of Felons Supervised that are High-Risk Offenders	33.7%	24.7%
Number of Offenders Supervised per Probation Officer	49.00	62.65

Source: DOC



2009 Jail Statistics	Wasco County*		Oregon	
	Count	Rate per 1000	Count	Rate per 1000
Beds in Use (Operational Capacity)	60	2.48	5924	1.55
Available Beds	60	2.48	9032	2.36
Forced Releases	NA	--	13052	3.41

Source: Oregon Sherriff's Jail Command Council

*Gilliam, Hood River, Sherman, and Wasco Counties formed an intergovernmental corrections entity under the authorization of ORS 190.265. It is located in The Dalles, Wasco County, and is called the Northern Oregon Regional Corrections Facility (NORCOR).

2008 Sworn Officer Summary Statistics	Oregon 25th Percentile*	Oregon Median	Oregon 75th Percentile**	Wasco County	USA West Cities	USA
Sworn Officers Rate per 1000 Population	1.46	1.84	2.30	2.32	1.70	2.48
Person Index Crimes per Sworn Officer	0.50	0.92	1.92	0.66		
Property Index Crimes per Sworn Officer	8.83	13.67	21.17	13.00		
All Crime Offenses per Sworn Officer	38.86	56.50	74.71	46.00		

Source: OSP, OUCR, and FBI

*25 percent of Oregon counties are below this measure

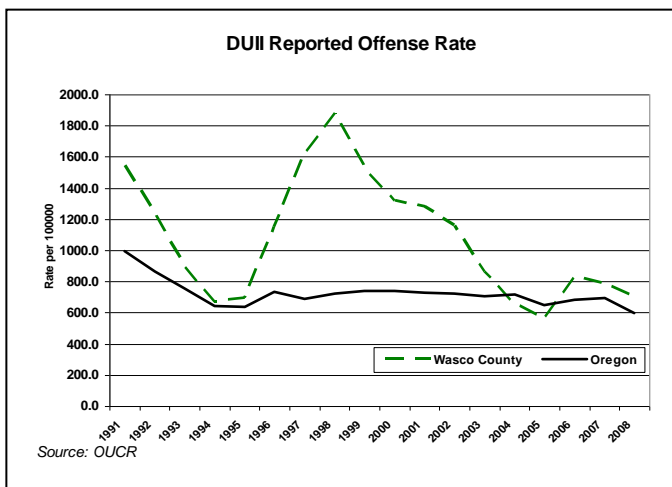
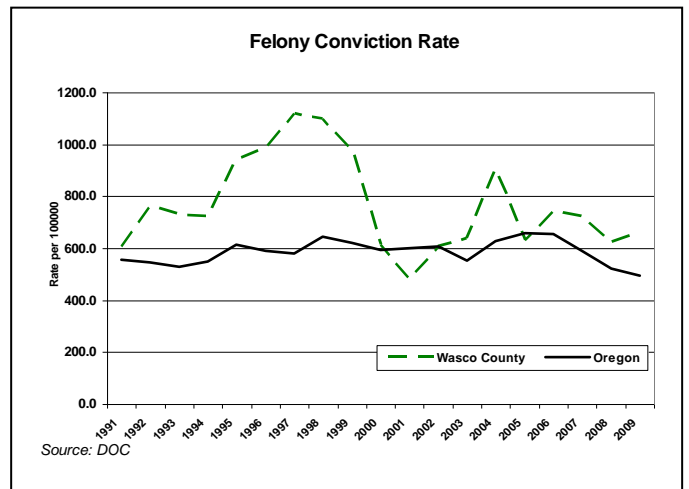
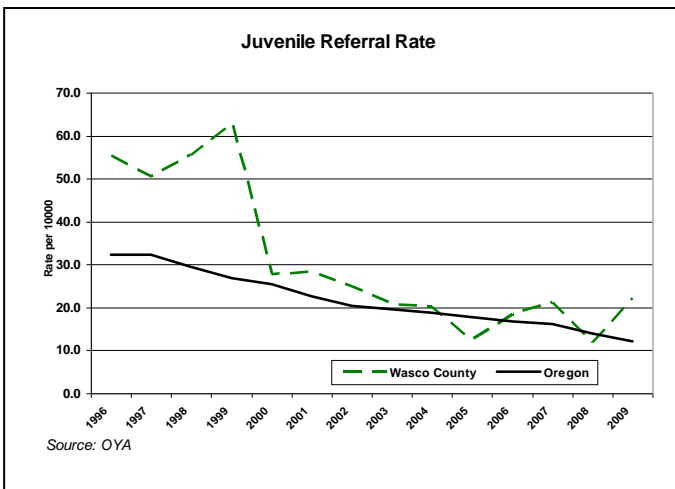
**75 percent of Oregon counties are below this measure

2008 Prosecutor Summary Statistics	Oregon 25th Percentile*	Oregon Median	Oregon 75th Percentile**	Wasco County
Number of Prosecutors per 10000 Population	0.95	1.25	1.86	0.77
Felony Cases per Prosecutor	42.15	58.83	85.97	134.34
Misdemeanor Cases per Prosecutor	71.00	133.55	164.77	261.16

Source: Oregon District Attorneys Association's "The Verdict" and OJIN

*25 percent of Oregon counties are below this measure

**75 percent of Oregon counties are below this measure



Michael Wilson, Economist
(503) 378-4850

Kelly Officer, Research Analyst
(503) 378-6224

Oregon Criminal Justice Commission
885 Summer St NE
Salem, OR 97301

www.oregon.gov/CJC